



---

C E L E B R A T I N G   1 0 0   Y E A R S

# REDEFINED LUXURY FROM A CENTURY OF INNOVATION

## WELCOME

In our Centenary year, we are delighted to present the culmination of a Century of equipment innovation.

By understanding you and your business, and by appreciating the demands you place on equipment, our vision to transform everyday functional products into multi-functional experiences is embodied in every concept. As a result, Takara Belmont is revered globally for timeless design, superior quality and advanced technical innovation that has redefined equipment expectations, transformed service experiences and advanced the industry on a global scale.

By absorbing international fashion and interior design trends we have also created awe-inspiring salon designs that reflect the dreams and aspirations of salon owners whilst maximising service opportunities and commercial potential.

Importantly, our founding principle of exemplary service remains as crucial as ever. We never forget that together we are stronger and this partnership ethos has never been more vital to the future advancement and prosperity of our industry.

We appreciate your interest in Takara Belmont and look forward to being of service to you.



# CONTENTS

<b>BARBER COLLECTION</b>	<b>04</b>	<b>PROCESSORS</b>	<b>120</b>	
Barber Chairs	10	Infrared Processors	122	
Motorised Chairs	26	Mist Processors	128	
<b>STYLING COLLECTION</b>		<b>42</b>	<b>ACCESSORIES</b>	<b>136</b>
Adria Series	50	Base Options	140	
Arcadia Series	56			
D-Series	60			
Styling Sofa II	68	<b>COLOUR OPTIONS</b>	<b>143</b>	
Vintage Alt Series	70			
Zen Series	76	<b>OUR STORY</b>	<b>148</b>	
<b>BACKWASH UNITS</b>		<b>80</b>	<b>INDEX</b>	<b>155</b>
RS Series	84			
Yume Series	94			
<b>FURNITURE</b>		<b>110</b>		
Barber Furniture	114			
Styling Furniture	116			



## BARBER COLLECTION

# DISCOVER THE WORLDS MOST **ADVANCED** BARBER COLLECTION

Barbering is in our DNA and our global reputation is defined by timeless design, superior quality and sublime comfort across our entire range. Often impersonated, yet never equalled... it has to be Takara Belmont.

## BARBER CHAIRS

- Apollo 2
- Apollo 2 Elite
- Apollo 2 Icon
- Dainty
- GT Sportsman
- Legacy 95

## MOTORISED CHAIRS

- Inova EX
- Legend
- Maxim



As the original barbering furniture icon, the Apollo 2 symbolises international barbering in ways that defines every grooming experience and barbershop setting.

Bonds Barber Shop



Often imitated, yet never equalled, the Apollo 2 has evolved with the Original Apollo 2, Elite and Icon serving as the ultimate expression of design, performance, luxury and refinement.

Salone Rubiera



Cutlers Yard

Takara Belmont / 2021

Barber Collection / 2021



# BARBER CHAIRS

The epitome of world-class barber chairs since 1921.  
Often impersonated yet never equalled.



goat Barber Shop



Kendrick's of Rochford

## APOLLO 2

*Discover complete versatility and feature-rich options as you tailor the world's most iconic barber chair to reflect your brand, interior design and service proposition.*



- A/ Spring-loaded seat cushion padding
- B/ Manicure Bowl and Ring (optional add on)
- C/ Armrest with or without ashtray
- D/ Extendable and removable 'Belmont' branded headrest

- E/ Contrast piping
- F/ Cast iron metalwork
- G/ Hydraulic pump with 360° lockable rotation
- H/ Footrest with stopper
- I/ Classic heelrest (optional add on)

# THE APOLLO SERIES

Reassuringly robust and distinctive in design, the cast iron signature frame and padded armrests with chrome cuffs are enhanced with iconic traditional features including a towel rail and optional shaving bowl. Heat-pressed upholstery\*, base options, customisable features and upgrades enable the Apollo 2 to be tailored to your needs.

## APOLLO 2 – SINCE 1961

The true original with an iconic global status. Often impersonated, yet never equalled.




### FEATURES



**Contrast Piping**  
Apollo 2 (all versions)



**Ashtray**  
Apollo 2 (all versions)



**Japanese heat-pressed or special stitch-sewn upholstery**  
\*Apollo 2, Apollo 2 Elite

## APOLLO 2 ELITE – SINCE 2016

The first evolution of the Apollo 2 dynasty with refined matt or gloss black or white gloss metalwork and contrasting piping.



### FEATURES



**Matt Black Metalwork**



**Gloss White Metalwork**



**Gloss Black Metalwork**



**SP-RH2**  
Hydraulic

**MTR2**  
Motorised

### COMPATIBLE BASES

Select from traditional hydraulic bases or add a motorised option for more contemporary functionality. All bases offer a 360° lockable rotation.

See pages 144-147 for upholstery colour swatches.



3 colour options



**SP-RH2**  
Hydraulic

**MTR2**  
Motorised

### COMPATIBLE BASES

Select from traditional hydraulic bases or add a motorised option for more contemporary functionality. All bases offer a 360° lockable rotation.

See pages 144-147 for upholstery colour swatches.



3 colour options

# THE APOLLO SERIES

## APOLLO 2 ICON – SINCE 2017


Our latest iteration of the Apollo 2 radiates luxury with quilted diamond stitching that advances this icon of barbering to new echelons of refinement and comfort.




## FEATURES



**Contrast stitching**  
Apollo 2 Icon



**Piping**



**Customise with bowl & ring**  
Apollo 2 (all versions)  
(Optional add on)



**SP-RH2**  
Hydraulic



**MTR2**  
Motorised

## COMPATIBLE BASES

Select from traditional hydraulic bases or add a motorised option for more contemporary functionality. All bases offer a 360° lockable rotation.

See pages 144-147 for upholstery colour swatches.



**3 colour options**



Barberia Santa Marta



# GT SPORTSMAN

*Inspired by a classic racing car seat, the GT Sportsman is curvaceously masculine and inviting, standing the test of time to remain a best-seller.*

## GT SPORTSMAN


Functionally-rich with recline and full rotation motions ensure complete comfort, along with padded armrests. Tailor to your specification with contrasting piping, colours and base options.




### FEATURES



Reclining lever  
on right side



Stitch-sewn  
upholstery only



Bowl and ring  
(Optional add on)

# DAINTY


*A modern classic inspired by decades of tradition and timeless style that retains its enduring appeal and global popularity.*

## DAINTY


Functionally-rich with recline and full rotation motions ensure complete comfort, along with padded armrests and Japanese heat-pressed upholstery for distinctively impressive styling. Tailor to your specification with contrasting piping, colours and base options.




### FEATURES



Reclining lever  
on left side



Japanese heat-pressed  
or special stitch-sewn  
upholstery



Contrast Piping



3 colour options

MTR2  
Motorised



SL-85B  
Hydraulic



SL-85C  
Hydraulic



### COMPATIBLE BASES

Select from traditional hydraulic bases or add a motorised option for more contemporary functionality. All bases offer a 360° lockable rotation.

See pages 144-147 for upholstery colour swatches.

SL-85B  
Hydraulic



SL-85C  
Hydraulic



### COMPATIBLE BASES

Select from traditional hydraulic bases or add a motorised option for more contemporary functionality. All bases offer a 360° lockable rotation.

See pages 144-147 for upholstery colour swatches.



# LEGACY 95

A reinvention of our earliest barber chairs refined for the modern era. Robust, reliable and supremely comfortable, this 95th anniversary edition chair is retrospectively authentic for barbers with a penchant for genuine vintage.

A cast iron frame ensures solidity, as recline and full rotation ensures complete comfort. Luxuriously padded upholstery to the back, seat, armrests and removable headrest promotes total relaxation. Tailor to your specification with base options and other upgrades.

## FEATURES



**Frame Options**  
Silver or White



**Additional Recline Left Lever**  
(Optional add on)



**Gown Rods**  
(Optional add on)



**Dryer Holder**



**Headrest Holder**

**0080H**  
Hydraulic



**MTR2**  
Motorised



## COMPATIBLE BASES

Select from traditional hydraulic bases or add a motorised option for more contemporary functionality. All bases offer a 360° lockable rotation.

See pages 144-147 for upholstery colour swatches.



3 colour options



# MOTORISED CHAIRS

The synthesis of advanced technology and sublime luxury with over a Century of inherent expertise for the ultimate in engineering precision and pure indulgence.



**LEGEND**

*The application of leading-edge technology up-scales quality and performance to new echelons of refinement and service perfection.*

Salon de Sun Valley

Barber Collection / 2021

Takara Belmont / 2021

# INOVA EX

*Sublime comfort in perfect harmony with technology, driven programmable functions are the essence of high-class style and performance.*

Extremely handsome, Inova EX commands attention for style, comfort and function in equal measure. 360° lockable rotation, newly introduced flex and stretch material, a synchronised extending legrest and lumbar support comfort your client.

See pages 144-147 for upholstery colour swatches.



Fully recline into the perfect treatment position at the press of a button and programme the most popular configurations for your most prevalent treatments.













### Motorised chair features

- A / Padded armrest upholstery
- B / Removable upper backrest section
- C / Integrated adjustable and removable headrest
- D / Lumbar support
- E / Fully motorised chair with control pad on both sides
- F / Scissor arm base
- G / Aluminium footrest



IVFW Model Shown

SPECIFICATION

Inova Model No	Legrest & Backrest Movement	Backrest	Footrest
IVFB	 Fixed legrest & backrest recline	 Standard	 Fixed footrest
IVFS	 Fixed legrest & backrest recline	 Removable upper backrest	 Fixed footrest
IVFT	 Individually adjustable (full-flat) legrest	 Standard	 Fixed footrest
IVFW	 Individually adjustable (full-flat) legrest	 Removable upper backrest	 Detachable footrest

OPTIONAL ADD ON

Inova Model No	Backrest	Foot Step	Headrest	Armrests
IVFB	 Backrest cover	 N/A	 Headrest cushion cover	 Armrest cover (2 pieces)
IVFS	 Upper backrest cover	 N/A	 Headrest cushion cover	 Armrest cover (2 pieces)
IVFT	 Backrest cover	 N/A	 Headrest cushion cover	 Armrest cover (2 pieces)
IVFW	 Upper backrest cover	 Footrest rubber cover	 Headrest cushion cover	 Armrest cover (2 pieces)

COMMON FEATURES

Inova Model No.	360° Lockable Rotation	Dryer Holder	Lumbar Support	Upholstered Armrests	Gown Rods	Fully Motorised with Control Pad	Foot Control at the Rear for Incremental Chair Adjustment and Rotation Lock
IVFB	●	●	●	●	●	●	●
IVFS	●	●	●	●	●	●	●
IVFT	●	●	●	●	●	●	●
IVFW	●	●	●	●	●	●	●

FEATURES




Fully Motorised Operation



360° Lockable Rotation



Synchronised Extending Legrest



Upholstery Colour Options



# LEGEND

*A representation of world-class luxury in every sense with electronic innovation at its core and unimaginable comfort at its heart.*

With 360° lockable rotation and shock-less motorised movement, experience next level luxury and service sophistication with the Legend.

See pages 144-147 for upholstery colour swatches.



It bears similar features to the Inova EX with a heated legrest, twin-axis headrest, adjustable height mechanism and foot-pedal controlled power for simple operation.

## FEATURES




Fully Motorised Operation & Preset Programmes




Gown Rods



Synchronised & Detachable Extending Legrest



Legrest Heater



Twin-Axis Headrests



Legrest Cushion



Large Walnut Service Table  
(Optional add on)





*As the world's first company to introduce MOTORISED GROOMING CHAIRS, we harness the power of advanced electronics to present multi-functional chairs that refine service standards to unexpected levels of luxury.*

Glelly Green

Takara Belmont / 2021



Room Barbershop

Barber Collection / 2021

# MAXIM

*Our fully motorised and programmable flagship chair symbolises the pinnacle of our evolution as a company, as an innovator and as a purveyor of accomplished luxury.*

Fully personalised luxury delivered via precision electronics duly treats your customer to matchless comfort and relaxation.



Entirely manoeuvrable with 360° lockable rotation, a full recline motion and extending heated leg-rest, coupled with a height adjustable seat and exceptionally comfortable upholstery that combine to provide an incomparable service experience.

See pages 144-147 for upholstery colour swatches.



## FEATURES




**Fully Motorised Operation with Preset Programs**



**Twin-axis Headrest**



**Roll-out Full Legrest\***



**Legrest Heater\***



**Height Adjustable Seat**



**Large Walnut Service Table**  
(Optional add on for Maxim & Legend)




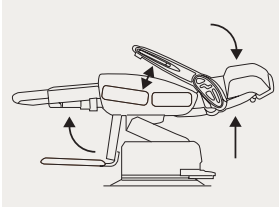







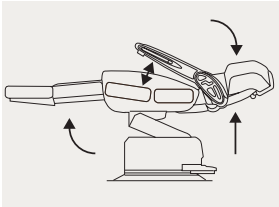






**Gown Rods**

*\*Prestige Model*

*Our MOTORIZED CHAIRS AND EQUIPMENT are designed to elevate every service aspect to differentiate your brand and project high customer values to your clients.*



Maxim Comparison Chart

SPECIFICATION			COMMON FEATURES											OPTIONS AVAILABLE		
Model No	Legrest & Backrest Movement	Heater	Headrest Adjuster	360° Lockable	Dryer Holder	Lumbar Support Rotation	Twin-axis Headrest		Height Adjustable Seat	Gown Rods	Fully Motorised with Control Pad	Foot Control at the rear for incremental chair & rotation lock	Armrest	Service Table	Armrest	Headrest Adjuster
 Prestige model	 Synchronised roll-out legrest	 Heater on legrest	 Gold	●	●	●	●		●	●	●	●	 Wood & Gold	 Walnut	 Metallic Grey & Silver	 Silver
 Estetic model	 Synchronised full flat legrest	 Heater on footrest	 Gold	●	●	●	●		●	●	●	●	 Wood & Gold	 Walnut	 Metallic Grey & Silver	 Silver

Motorised Collection Model Comparison Chart

PRODUCT	INOVA EX					LEGEND	MAXIM	
Model	IVFB	IVFS	IVFT	IVFW		Full-Flat	Prestige	Estetic
Legrest & back movement	Fixed legrest & backrest recline	Fixed legrest & backrest recline	Individually adjustable (full-flat) legrest	Individually adjustable (full-flat) legrest	Legrest & back movement	Synchronised full-flat legrest	Synchronised roll-out legrest	Synchronised full-flat legrest
Backrest	Standard	Removable upper backrest	Standard	Removable upper backrest	Backrest	Standard	Standard	Standard
Heater	-	-	-	-	Heater	Heater on legrest	Heater on legrest	Heater on footrest
Footrest	Fixed footrest	Fixed footrest	Fixed footrest	Detachable footrest	Footrest	Detachable footrest	Fixed footrest	Fixed footrest
Foot Cushion	-	-	-	-	Foot Cushion	Additional legrest support cushion	-	Upholstered footrest
360° Lockable Rotation	●	●	●	●	360° Lockable Rotation	●	●	●
Dryer Holder	●	●	●	●	Dryer Holder	●	●	●
Lumbar Support	●	●	●	●	Lumbar Support	●	●	●
Upholstered Armrests	●	●	●	●	Upholstered Armrests	●	●	●
Gown Rods	●	●	●	●	Gown Rods	●	●	●
Fully Motorised with Control Pad	●	●	●	●	Fully Motorised with Control Pad	●	●	●
Foot Control at the Rear for Incremental Chair Adjustment & Rotation Lock	●	●	●	●	Foot Control at the Rear for Incremental Chair Adjustment & Rotation Lock	●	●	●
Twin-Axis Headrest	-	-	-	-	Twin-Axis Headrest	●	●	●
Height Adjustable Seat	-	-	-	-	Height Adjustable Seat	-	●	●
Shockless Movement	-	-	-	-	Shockless Movement	●	-	-



## STYLING COLLECTION

# DISCOVER THE ESSENCE OF CAPTIVATING STYLE COMFORT AND PERFORMANCE

From delicately refined to elegantly poised and naturally evocative, discover styling chairs of enduring design, quality and performance that exceed every expectation and embrace every interior concept.

**ADRIA II SERIES**

Adria II

**ARCADIA SERIES**

Eos

**D-SERIES**

Cadilla  
Cadilla BW  
Cadilla M  
Choco  
Harp

**STYLING SOFA II**

Morb  
Coff

**VINTAGE ALT SERIES**

α1201  
α1202  
α1204  
α1205  
α1601M  
α1601S

**ZEN SERIES**

Kū  
Kū Waiting  
Shiki  
Shiki Waiting



True inspiration comes from THE INNER VISIONS OF YOUR SOUL. Every salon design is a realisation of your dreams and aspirations, and a physical reflection of your art.

Harris Salon



*Inspirational collections give you the scope to find your TRUE SELF IN EVERY DETAIL of your salon.*





Find YOUR INSPIRATION. Define your individual identity and express your unique style in partnership with our equipment and SALON DESIGN SERVICE.

Afioot RUVUA



# ADRIA SERIES

An enchanting chair of enduring design and global popularity. First conceived in the 1970s and subtly evolved over time to earn legendary status in some of the world's most iconic salons.

# ADRIA II

*ADRIA II is a true classic. Timeless design and supremely comfortable with an iconic style that continues to inspire.*



## ADRIA II

Practical, functional and supremely comfortable, 360° lockable rotation, via hydraulic base options, upholstered padded armrests and a convenient footrest.

A protective PVC backrest cover makes the Adria II perfect for colour services, whilst chair covers and cushions are removable and fully replaceable.



**Adria II**  
With Black Shell



**Adria II**  
With White Shell



**SP-YE**  
Hydraulic



**SP-YA**  
Hydraulic

### COMPATIBLE BASES

Select from traditional hydraulic bases; all offer a 360° lockable rotation.

See pages 144-147 for upholstery colour swatches.



Hersheons London

# ADRIA II

*Elegant in its simplicity, inviting in its appeal and perfectly conceived in every aspect and dimension. A true favourite of hairdressers worldwide.*

See pages 144-147 for upholstery colour swatches.



- A / Upholstered padded armrests
- B / Low backrest
- C / Hydraulic base with 360° lockable rotation
- D / Footrest
- E / Easy-clean chair

## ADRIA OPTIONS



Gloss Black or Gloss White Moulded Fibreglass Backrest Shell



Removable and Replaceable Chair Cushions



Protective PVC Backrest Cover

# ARCADIA SERIES

*The Eos styling chair represents sophistication and simplicity enhanced with natural textures and tones.*



## EOS

A low backrest makes the Eos ideal for colour services with 360° lockable rotation, via hydraulic base options, wood-finish armrests and an integrated footrest ensuring complete client comfort.



**EOS**  
With Rosewood Shell



**EOS**  
With Brindle Shell



## COMPATIBLE BASES

Select from traditional hydraulic bases; all offer a 360° lockable rotation.

See pages 144–147 for upholstery colour swatches.



Toni & Guy Biera

# EOS


*Inspired by the Adria II styling chair, Eos has a sensibility of its own with experience-led features that make this a future classic in the making.*

See pages 144-147 for upholstery colour swatches.



- A / Wood-finish armrests
- B / Easy-clean chair
- C / Brindle or Rosewood backrest shell
- D / Hydraulic base with 360° lockable rotation
- E / Integrated footrest
- F / Black or chrome metalwork

## EOS OPTIONS




Removable & Replaceable  
Chair Cushions



Brindle or Rosewood  
Backrest Shell



Black or Chrome  
Metalwork



Protective Backrest Cover  
PVC or Upholstered

Styling Collection / 2021

# D-SERIES



## CADILLA

The embodiment of lasting performance, classic styling and gender neutral appeal.

The classic Cadilla inspires confidence and pride. Features 360° lockable base rotation and a low backrest with Japanese heat-pressed upholstery, feature armrests and a footrest for standout style and total comfort.



**Cadilla**  
With Matt Metalwork

## CADILLA BW

Strong, imposing and a genuine design classic that never goes out of style.

An adaptation designed especially for backwash services with two recline levers to ease your client into position. Features a 360° lockable base and a low backrest with Japanese heat-pressed upholstery, feature armrests and a footrest.



**Cadilla BW**  
With Chrome Metalwork



**SP-AC**  
Hydraulic



**SP-AD**  
Hydraulic



**SP-AJ**  
Hydraulic

## COMPATIBLE BASES

Select from traditional hydraulic bases; all offer a 360° lockable rotation.

See pages 144-147 for upholstery colour swatches.

*An intriguing collection of styling chairs that adhere to uncompromising standards of quality, performance and comfort whilst possessing an essentially distinctive, unique style of their own.*

Organic Live Salon

CADILLA M

A true Cadilla with multi-functional features for styling and backwash services in both men's and women's salons.

This all-round performance classic, features 360° lockable base rotation and a low backrest with removable headrest for supreme ergonomics. Distinctively styled with Japanese heatpressed upholstery, feature armrests and a footrest ensure total comfort.



**Cadilla M**  
With Chrome Metalwork


CADILLA  
OPTIONS




Customise to  
express your style and  
expand possibilities



Contrast Piping



Matt Metalwork



Chrome Metalwork



**SP-AC**  
Hydraulic



**SP-AD**  
Hydraulic



**SP-AJ**  
Hydraulic

COMPATIBLE BASES

Select from traditional hydraulic bases;  
all offer a 360° lockable rotation.

See pages 144-147 for upholstery colour swatches.

CADILLA M

*Cadilla's enduring appeal continues after three decades. With its ongoing popularity, helped in part by its genuinely gender neutral persona, Cadilla, Cadilla BW and Cadilla M deliver a complete furniture solution that inspires confidence and pride.*

See pages 145-149 for upholstery colour swatches.



- A / Removable headrest
- B / Backrest recline lever on both sides
- C / Chrome or matt metalwork
- D / Footrest with stopper
- E / Hydraulic base with 360° lockable rotation
- F / Japanese heat-pressed upholstery detailing on front and rear



Zele Aveda Salon



Calypso Rocket Salon

## CHOCO

Contemporary, service orientated and supremely comforting.

360° lockable rotation, a low back-rest, supreme padded seat and footrest ensure comfort and versatility, individually styled in chrome, matt or metallic brown metalwork.



**Choco**  
With Matt Metalwork

## HARP

Elegantly styled, delicately poised yet extremely durable.

Provides essential comfort to the seat and back as 360° lockable rotation, hydraulic height adjustment and a low back-rest ensure first rate ergonomics.



**Harp**  
With Chrome Metalwork



**SP-AJ**  
Hydraulic



**SP-AC**  
Hydraulic



**SP-AD**  
Hydraulic

### COMPATIBLE BASES

Select from traditional hydraulic bases; all offer a 360° lockable rotation.

See pages 144-147 for upholstery colour swatches.

# CHOCO

*A styling chair that fuses traditional and contemporary values that's perfectly proportioned, strong and designed to perform.*

See pages 144-147 for upholstery colour swatches.



- A / Chrome, metallic brown or matt metalwork
- B / Upholstered armrests
- C / Supreme padded backrest and seat
- D / Hydraulic base with 360° lockable rotation
- E / Footrest with stopper

### CHOCO OPTIONS



**Chrome Metalwork**



**Metallic Brown Metalwork**



**Matt Metalwork**

# STYLING SOFA II

# MORB & COFF

## MORB

Eminently comfortable and robust, the Morb hairdressing chair combines classic design and sofa-style luxury with first-class functionality.

It's rounded backrest supports the client in complete comfort and gives stylists easy access for cutting hair to elevate every hairdressing experience in supreme style. It's practical, yet contemporary design enhances the interior aesthetic effortlessly, as removable seat cushions make it easy to clean after every client.

## COFF

Every hairdressing service should be warm and inviting and this notion is perfectly embodied in the Coff. A thinner backrest that lends itself perfectly to cutting longer hair, the Coff is simply stylish in its form and design, extremely comfortable and functionally perfect.

With removable seat cushions making it easy to clean, this chair captures the essence of modern hairdressing fashioned around the needs and desires of every stylist and client.



**Morb**  
With Chrome Metalwork



**Coff**  
With Chrome Metalwork



**SP-YFL**  
Hydraulic



**SP-YA**  
Hydraulic



**SP-YE**  
Hydraulic

## COMPATIBLE BASES

Select from traditional hydraulic bases; all offer a 360° lockable rotation.

See pages 144-147 for upholstery colour swatches.

# VINTAGE ALT SERIES



A1201

Wooden armrests, a hand-studded backrest and retro styling that is convincing in every way.  
  
Wooden armrests can be complemented with a wood trim or black metal footrest.



**A1201**  
With Metal Trim Footrest

A1202

Authentic retro styling inspired by our rich heritage.  
  
Genuine wooden armrests and black metalwork add to its vintage appeal whilst a 360° lockable rotating base ensures modern performance. Also available with wood trim or metal footrest.



**A1202**  
With Wood Trim Footrest

**Black Metal Footrest**



**Wood Footrest**



**SP-YA**  
Hydraulic



**SP-YAB**  
Hydraulic



**SP-YE**  
Hydraulic



**SP-YEB**  
Hydraulic

## COMPATIBLE BASES

Select from traditional hydraulic bases; all offer a 360° lockable rotation.  
  
See pages 144–147 for upholstery colour swatches.

# VINTAGE ALT SERIES



## A1204

Think of what it would be like for your clients to experience hair care in their favourite armchair, then make it possible.

A low backrest and bold armrests ensure comfort and accessibility as you customise with a metal or antique footrest for extra style. Features a 360° lockable rotating base.



**A1204**  
With Antiqued Footrest

## A1205

Sofa-style comfort, practical functionality and authentic vintage styling.

Strong and solid in appearance and function, a 360° lockable base and metal or antique footrest delivers on style, comfort and performance.



**A1205**  
With Antiqued Footrest

**Black Metal Footrest**



**Antique Metal Footrest**



**SP-YA**  
Hydraulic



**SP-YAB**  
Hydraulic



**SP-YE**  
Hydraulic



**SP-YEB**  
Hydraulic



## COMPATIBLE BASES

Select from traditional hydraulic bases; all offer a 360° lockable rotation.

See pages 144–147 for upholstery colour swatches.

A1601M

Authentically tailored for hairdressing and beauty services, this multi-purpose styling chair combines feature-rich functionality and genuine vintage design created to accommodate a wide range of services in the modern salon era.

Evokes the essence of true vintage with a reclining backrest, adjustable and removable headrest, 360° lockable rotation and hydraulic base options.



**A1601M**  
VT2 with VT5 Piping

A1601S

Traditional materials and textures for an evocative backwash experience.

A reclining backrest, 360° lockable rotation, hydraulic height adjustment and a stylish footrest are both contemporary and functional.



**A1601S**  
VT4 with VT5 Piping



**SP-YE**  
Hydraulic



**SP-YEB**  
Hydraulic



**SP-YEBC**  
Hydraulic

COMPATIBLE BASES

Select from traditional hydraulic bases; all offer a 360° lockable rotation.

See pages 144-147 for upholstery colour swatches.

A1601M

*Authentically tailored for essences of true vintage with feature-rich functionality that brings this evocative chair into the modern era.*

See pages 144-147 for upholstery colour swatches.

- A / Low backrest
- B / Removable and tilting headrest
- C / Reclining backrest
- D / Hydraulic base with 360° lockable rotation
- E / Footrest

Standard Upholstery Combinations

- VT5 with VT2 piping
- VT3 with VT2 piping
- VT2 with VT5 piping
- VT6 with VT5 piping
- VT1 with VT5 piping
- VT4 with VT5 piping



Customise to express your style and expand possibilities

A1601M OPTIONS



Contrast Piping



Special Option Upholstery



Standard Recline Handle on Left or Right

# ZEN SERIES

An elegant, delicately poised collection that exudes Japanese emotions of relaxation, serenity and peacefulness to capture the very spirit of hairdressing.



## Kū

Quintessential Japanese design with global appeal at the styling station and while you wait.

Customise from Champagne or Black metalwork, upholstery textures and fabrics and select from base options with 360° lockable rotation to tailor your service experience.



**Kū**  
With Champagne Metalwork

## Kū ACCESSORIES

A supportive back ensures waiting time comfort that can be tailored from Black or Champagne metalwork to suit your interior atmosphere.



**Kū Waiting Chair**  
With Champagne Metalwork



## COMPATIBLE BASES

Select from traditional hydraulic bases; all offer a 360° lockable rotation.

See pages 144–147 for upholstery colour swatches.

SHIKI

Delicately styled with an elegant frame and tactile textures, Shiki promises a natural, understated look that's robust and supremely comfortable.



**Shiki**  
With Black Metalwork

SHIKI ACCESSORIES

A supportive back ensures waiting time comfort that can be tailored from Black or Champagne Metalwork to suit your interior atmosphere.



**Shiki Waiting Chair**  
With Black Metalwork

SHIKI

*Originality in design, naturally inspired and perfectly balanced, the Shiki styling chair is visually intriguing and extremely calming.*

See pages 144-147 for upholstery colour swatches.



- A / Black or champagne metalwork
- B / Colour options
- C / Hydraulic base with 360° lockable rotation
- D / Integrated footrest



**SP-YH**  
Hydraulic



**SP-YAB**  
Hydraulic



**SP-YE**  
Hydraulic



**SP-YEB**  
Hydraulic

COMPATIBLE BASES

Select from traditional hydraulic bases; all offer a 360° lockable rotation.

See pages 144-147 for upholstery colour swatches.

Black or Champagne Metalwork

ZEN SERIES OPTIONS





# BACKWASH UNITS

# UNCOMPROMISED LUXURY AND COMFORT ARE INTEGRAL TO CUSTOMER SATISFACTION

Discover accomplished concepts that elevate backwash services and exceed expectations as we transform everyday products into multi-functional experiences.

## RS SERIES

RS Adria II  
RS Elite  
RS Prime  
RS Primo  
RS Axis  
RS Swing

## BACKWASH UNITS

Majolica Porto  
Salon Console

## YUME SERIES

YUME Espoir ESL  
YUME  
YUME DX  
Yume Oasis

*Backwash equipment that stands at the forefront of ergonomics and technical functionality, with an aesthetic presence that warmly invites every client and ensures unequivocal service, reliability and performance.*



# RS SERIES

Integral to every service, equipment relaxes the mind, prepares your client and ensures an unsurpassed journey that ends in amazing hair.



# RS ADRIA II

The evolution of a styling chair icon integrated into a state-of-the-art backwash concept.

RS ADRIA II features a 16° tilt mechanism and a gel-filled neck cushion for supreme comfort. Thermostatic control ensures both consistent water temperature and pressure for total service reassurance delivered via its free-swiveling two-mode intelligent shower-head with retracting chord, as its hair-trap system eliminates the risk of blockages. Features a removable transparent backrest cover to protect your chair.

See pages 144-147 for upholstery colour swatches.

- A / Upholstery colour options
- B / Upholstered padded armrests
- C / Removable and replaceable cushions
- D / Double gel-filled neck cushion
- E / Shower head and Hair-trap system with drain cap
- F / Retractable cord
- G / Moulded fibreglass shell in black or white
- H / Pedestal in gloss black or white
- I / Footrest



## Harness stylist skills and satisfy client emotions



Single Tap with  
Thermostatic  
Control



White Ceramic  
RS Basin with  
tilt-mechanism



Double Gel-Filled  
Neck Cushion



Backrest Shell Options  
Gloss-Black or Gloss-  
White backrest shell

# RS SERIES

## RS ELITE

Service elevation in the form of a beauty couch to promote enhanced relaxation.



## RS PRIME

Compact comfort without compromise.



The RS ELITE and RS PRIME are equally as specified as the RS ADRIA II ensuring feature-rich specification at the backwash. Whilst the RS ELITE delivers couch-style comfort, the RS PRIME presents a more compact system that suits more space limited environments.

See pages 144-147 for upholstery colour swatches.


### RS SERIES BASIN FEATURES



- › Double gel-filled neck cushion
- › Tilting and adjustable basin
- › Dual function showerhead - shower flow / champagne flow
- › Downward sloping basin design
- › Wide and deep basin
- › Hair-trap system with drain cap



### RS ELITE & RS PRIME FEATURES



Protective Backrest Cover  
for RS Series



RS Elite Protective  
Legrest Cover



Floor Footrest  
for RS Prime



# RS SERIES

*Perfectly balanced, visually enticing and functionally supreme, this series combines ergonomics, technical options and international design sensibilities that reinvent backwash services. Your client embarks on a journey that relaxes the senses, invigorates the soul and results in exceptional hair.*

## RS PRIMO

Envelop your client in comfort and luxury by simply adjusting RS PRIMO to their body contour. Tilt the basin to cradle their neck in comfort and extend the legrest for pure relaxation and indulgence.



## RS AXIS

Invite your client to experience pure comfort with this unique lumbar support design and adjust the seated position to ensure service perfection in complete comfort.



New RS PRIMO and RS AXIS share feature rich values, equivalent technical functions and consistent design principles to ensure complete satisfaction and ergonomic perfection for the backwash technician and client. A wide, deep and adjustable tilting basin, adjustable seat motions and a reclining backrest ensure idyllic service positioning, with thermostatic water temperature control and a shower-head that regulates water volume and pressure.

See pages 144-147 for upholstery colour swatches.



*Lever operated sliding seat mechanism, reclining backrest and rising footrest deliver unsurpassed comfort.*



*A slide adjustable seat with reclining mechanism ensures complete comfort.*

# RS SWING

The intelligent, technically advanced solution that serves two stations.



Ingenious and incomparably contemporary, the RS Swing rotates 180° to serve two work stations whilst incorporating all the technical features of the RS Basin.

**Compatible with:** Cadilla BW / Cadilla M / GT Sportsman / Legacy 95 / Apollo / Dainty / a1601M / a1601S

Inova Ex / Maxim\* / Legend\*

(\*additional parts required)

## RS SWING OPTIONS



Dark Brown Pedestal



Pearl White Pedestal

# MAJOLICA PORTO

A pristine quality, immaculately conceived mountable wash basin.



Select from white or black as the gel-filled neck cushion provides complete comfort and support. With the option of a single or double-tap, its free-swivelling shower-head delivers supreme shampoo services. Features a hair-trap system to prevent blockages.

**Compatible with:** Apollo 2 (all versions) / Cadilla BW / Cadilla M / Dainty / GT Sportsman / Inova Ex / Legacy 95 / Maxim / Legend / A1601M



# SALON CONSOLE

The art of innovation is embodied in this ingenious space saving all-in-one service solution. An inventive fold-away basin concept that combines supreme functionality with theatre.

### BASIN UNIT ONLY

As a build-your-own concept, Salon Console is available as a base unit only with a silver kick plate and worktop, to be ordered separately. It can be fully customised to your interior design, if you prefer to commission a cabinet-maker to craft bespoke cabinetry, or simply order from the selection below.

Note: If you order a colour, rather than stainless steel, the colour will cover the entire unit as illustrated.

**Compatible with:** Apollo 2 (All Versions) / Dainty / Cadilla BW / Cadilla M / GT Sportsman / Inova Ex / Legacy 95 / Maxim / Legend

*Stainless Steel Model as shown below:*

- A / Brushed stainless steel side panels
- B / Brushed stainless steel basin front
- C / Utilities cover

*Cabinetry Model as shown below:*


- D / Cabinetry
- E / Worktop
- F / Kickplate



### CABINETRY COLOURS



### WORKTOP COLOUR



### BASIN UNIT OPTIONS



Salon console with thermo control



Salon console without thermo control

### The world's most innovative foldaway service concept



Foldaway Basin



Hair-trap System with Drain Cap



Chrome Shower Head with Thermo Control



Black Shower Head without Thermo Control



3-Bottle Recessed Storage

# YUME SERIES

*Luxury is embodied in the experience of the individual and is expressed in the intent of every salon.*



Créateur Uchino

*As the epitome of refinement, high-end luxury and VIP SERVICE, Yume is unequalled. It also allows for the introduction of EXCLUSIVE TREATMENTS that immerse your clients in new experiences whilst boosting revenues.*



Mitsumaru Salon

*Yume transforms even the most lavishly appointed salon into a haven of tranquillity and serenity. Cradle your client in sublime comfort as they receive deluxe services that enhance impressions of your quality and proficiency.*

# YUME SERIES

*After almost a Century of innovation we have realised the promise of luxury, inspired the imagination of salons and crystallised its true meaning in backwash concepts that surpass expectation and form new perceptions to reach.*



# YUME ESPOIR ESL

Transform everyday backwash services into indulgent, spa-style experiences that promise pure relaxation and premium comfort.

With all the technical features expected of our prestigious YUME Series, YUME ESPOIR ESL delivers high-end, fully motorised functionality to refine every shampoo whilst expanding possibilities for the inclusion of VIP services and exclusive treatments.

See pages 144-147 for upholstery colour swatches.



With Thermo Control

- A / Seated wash position only
- B / Black showerhead with thermo control
- C / Ceramic basin
- D / Thermostatic control
- E / Full-flat recline
- F / Upholstery colour options
- G / Double gel-filled neck cushion with gel-filled head pillows
- H / Flow tap

The Espoir Stool is highly recommended for ergonomic compatibility.




## TILTING BACKWASH STOOLS

Enhance the operator experience with the addition of the versatile and ergonomic Espoir and M-Stool. Full compatibility list and options in our PRICE LIST.

## Excellent user and client experience



Easy Foot Pedal Operation



Standing Massage Position



Hair-Trap System with Drain Cap



Double Gel-Filled Neck Cushion with Gel-Filled Head Pillows

# YUME

*Yume represents the pinnacle of technical innovation, comfort, design and ergonomics. It is a culmination of our experience, expertise and technical know-how infused into one core product that presents the world's most luxurious and innovative backwash system.*

## YUME

Representing the culmination of a Century of equipment innovation, YUME brings visual presence and matchless motorised functionality to refine every shampoo and treatment experience. As the embodiment of advanced technology and ergonomics, YUME works in synergy with the stylist as an extension of their expertise to deliver premium shampoo services and allow for the introduction of spa-style treatments that enhance your service menu.

See pages 144-147 for upholstery colour swatches.

- A / Upholstery colour options
- B / Full backwash recline
- C / Double gel-filled neck cushion with gel-filled head pillows
- D / Flow rate and thermo control
- E / Ceramic basin
- F / Standing or seated treatment position
- G / Foot control with 2 presets for chair movements



**PVC Legrest Cover**  
(Optional add on) for Yume & Yume DX

## YUME FEATURES




**Double Gel-Filled Neck Cushion with Gel-Filled Head Pillows**



**Basin with Hair-Trap System and Drain Cap**



**Ergonomic Showerhead with Retractable Cord**



**Double Chrome Tap with Thermostatic Control**

## TILTING BACKWASH STOOLS

Enhance the operator experience with the addition of the versatile and ergonomic Espoir and M-Stool. (See page 139)

Full compatibility list and options in our PRICE LIST.



# YUME DX

With everything the YUME has to offer and the addition of 90° rotation, YUME DX is our most prestigious equipment concept. A fully motorised shampoo system that defines the very essence of luxury whilst exceeding the expectations of even the most discerning salons and clients – an expression of innovation that transforms routine shampoo services into luxury VIP experiences. YUME DX also enables other luxury treatments and spa-style services, such as facials and hand conditioning treatments, to be incorporated into your service menu.

See pages 144-147 for upholstery colour swatches.



- A / Removable headrest
- B / Upholstery colour options
- C / Full backwash recline
- D / Flow rate and thermo control
- E / Ceramic basin
- F / Standing or seated treatment position
- G / Foot control with 2 presets for chair movements
- H / Chair rotation - 90 degree angle, clockwise or anti-clockwise (optional)
- I / Manual legrest lever

## YUME FEATURES



Double Gel-Filled Neck Cushion with Gel-Filled Head Pillows




Basin with Hair-Trap System and Drain Cap



Fully Flat Recline



Ergonomic Showerhead with Retractable Cord



Double Chrome Tap with Thermostatic Control



Motorised Height Adjustment

Yume Series Comparison Chart

PRODUCT		YUME ESPOIR		YUME	YUME DX
Model		With Thermo	Without Thermo		
SPECIFICATION	Legrest & Backrest Movement	Synchronised Full-Flat Legrest	Synchronised Full-Flat Legrest	Synchronised Full-Flat Legrest	Individually Adjustable (Full-Flat) Legrest
	Seated Posture	Full-Flat	Full-Flat	Full-Flat	Full-Flat
	Operating Position for Backwash	Seated	Seated	Seated / Standing	Seated / Standing
	Motorised Height Adjustment	-	-	●	●
	Neck Height	800mm	800mm	600-950mm	610-950mm
	90 Degree Chair Movement	-	-	-	●
	Standing Massage Position	●	●	-	●
	Removable Headrest	-	-	-	●
	Thermostatic Control	●	-	●	●
	Shower Head	Dual Flow	Non Thermo Monobloc	Single Flow	Single Flow
COMMON FEATURES	Double Gel-Filled Neck Cushions and Head Pillows	●	●	●	●
	Ceramic Basin	●	●	●	●
	Hair Trap System	●	●	●	●
	Rotating Type Drain Lid	●	●	●	●
	Foot Control for Chair Movements	●	●	●	●
	Motorised Chair Movements	●	●	●	●



# YUME OASIS

A new representation of luxury where high-end refinement meets technical innovation for immeasurable convenience and sophistication with added in-salon theatrics.



## YUME OASIS

The embodiment of personalised luxury and technical innovation. Our unique water supply and drainage connection system has upper and lower units.

This inventive mobile backwash unit, with smooth running castors, engages with an ingenious under-floor service unit via a foot pedal to activate a thermostatically controlled water supply. A gel-filled neck cushion provides reassuring comfort as its free-swivelling, dual function shower head with retracting cord gives unhindered access to the client for unsurpassed services at the styling station.

Designed to service multiple workstations.

- A / Double gel-filled neck cushion with gel-filled pillows
- B / Free-swivelling dual function shower head
- C / Six body colour options
- D / Easy lever mechanism to lock Yume Oasis in place
- E / Smooth running castors
- F / Under-floor service unit



### Personalised refinement and sophistication



Double Gel-Filled Neck Cushion with Gel-Filled Head Pillows



Single Tap with Thermostatic Control



Hair-trap System with Drain Cap



Dual Function Showerhead - Shower Flow / Champagne Flow


AMAZING FUNCTIONALITY AND WORKFLOW

Maximise your space with multipurpose chairs, mobile processors and the world's smartest backwash solution.



COMFORTABLE NECK DEVICE DESIGNED FOR SPA

The neck cushion and head pillow are both filled with soft gel, comfortably supporting the head in three points. This perfect positioning substantially eases any strain on the neck region and helps maintain a comfortable posture during longer treatments.



GAP REDUCED BETWEEN BASIN & CHAIR

In order to position the backrest and neck device as close as possible, the width and incline of the front part of the basin may be adjusted in millimetres. A comfortable lying posture is achieved with a wide surface area supporting the body.



CUSTOMISE YOUR EQUIPMENT

The Yume Oasis body colour is available in a range of options:



FLOOR SERVICE UNIT

Our unique water supply and drainage system is easy to use and once the upper unit is aligned to the floor inset lower section a water tight connection is formed.



HIGH QUALITY BASIN

Yume Basin



EASY SET UP AND RELEASE

1 / Press down with your left foot on the assist button and pull up the lock release lever with your right.



2 / Slide the upper unit gently into position.



3 / Press down on the connection pedal and lock the unit in position with the easy lever mechanism to complete the set up.



4 / Pull up the connection release lever while pressing down the connection pedal to release. Press down the open / close top board.



KEY POINTS

- > **Ceramic Basin**  
Premium finish and usability
- > **Yume Basin offers rotation and lock mechanism**  
Positioned to allow smooth mid rinsing
- > **One-touch switching shower head**  
For efficient shampooing
- > **Rotating drain cap**  
Easy to fill with water and drain
- > **Temperature adjusting thermostat**  
To ensure stable temperature control
- > **Compatible with:**  
Legend\* / Inova EX / Maxim\* / Legacy 95 / Apollo 2 / Dainty GT Sportsman / A1601M/S / Cadilla BW / Cadilla M

(\*additional parts required)



## FURNITURE

CREATE A COMPLETE  
SERVICE ENVIRONMENT THAT  
INTERCONNECTS YOUR  
EQUIPMENT WITH VERSATILE  
CUSTOMISABLE FURNITURE

**BARBER FURNITURE**

Dion Mirror  
Dion Shelf

**STYLING FURNITURE**

Alvis Dio  
Pandora  
Cassia  
Rhea  
Zen Mirror  
Dion Mirror  
Grandeur Mirror  
Oldie Mirror  
Spitfire Mirror



Kingsman Barber Shop



# FURNITURE

## DION MIRROR

A perfect companion to any barber station.  
Elegant, understated simplicity that's full of purpose.



## DION SHELF

Create space, invigorate your style and coordinate flawlessly with the Dion shelf.



# FURNITURE

*Colours, textures and shapes are evocative. They touch the senses, affect our emotions and soothe the soul. Salons appreciate the effect of ambience in every interior detail and we've created equipment that captures the essence of the feel you want to create.*



# ALVIS DIO

2 Stations

Alvis Dio delivers simplistic elegance and artistic styling.

A two position, fully functioning styling station featuring a backlit mirror, centre storage cabinet, two hairdryer holders and four power outlets.



# PANDORA

Reception Desk

An understated yet welcoming front of house reception desk with subtle and calming LED lighting. Serves every practical function with ample storage for a pristine look and a well organised reception space.



(Front of reception desk)

(Rear)

# CASSIA

Single Station

Elegant, space conscious and sophisticated the Cassia, from the Arcadia Series, presents wall-mounted simplicity. Select from two marbled worktop options and an optional pull-out dryer-holder.



# RHEA

Double Station

Poised and sophisticated Rhea, from our Arcadia Series, is an impressive two station centrepiece with black or white marbled worktops and an optional pull-out dryer-holder.



# DION

Mirror

A perfect companion to the Aubrey barber stations. Elegant, understated simplicity that's full of purpose.



# GRANDEUR

Mirror

Simplicity and understated elegance are often the most impressionable and enduring qualities. Grandeur captures simplicity in its form for an aesthetic enhancement to any interior. Available with a black or brass lacquered wood frame for unmistakable style.



# ZEN MIRROR

Crafted to accompany the Zen Series styling and waiting chairs, these free-standing single or double work stations, and wall-mounted variant, are equally as delicate and calming. Customise from two naturally inspired veneer options to evoke an essence of nature and complete serenity.

Wall-mounted Single Station



Standalone Single Station



Standalone Double Station



# OLDIE

Mirror

Crafted with a genuine old wood timber frame, the Oldie mirror will be appreciated by eco salons and those of a vintage persuasion.



# SPITFIRE

Mirror

With bold, industrial styling that's dramatic and eye-catching, the riveted fuselage-style Spitfire mirror is inspired by the legendary British aircraft for a distinctive retro look.





## PROCESSORS

# INNOVATION AND TECHNICAL PERFECTION TO RESTORE PROTECT AND PRESERVE

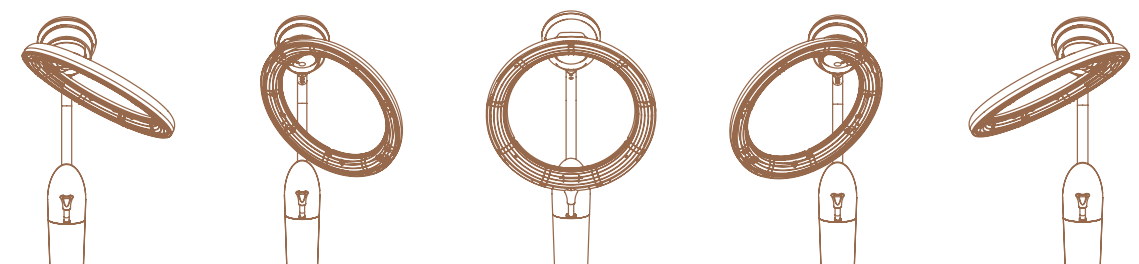
The application of infrared and ultrasonic technologies has seen world firsts emerge in the shape of leading-edge concepts that transform hair colouring and other technical services.

## INFRARED PROCESSORS

Rollerball F Mobile  
Rollerball F Wall Mounted

## MIST PROCESSORS

Spa Mist II  
Micro Mist



# ROLLER BALL F



*Transformative technology for hair that is revered worldwide for genuine results and a tangible effect on business.*

## ROLLER BALL F - Mobile Version

Available in mobile or wall-mounted format, its innovative 3-section rotating carbon element features programmable presets or manual mode for customised settings, with 7 scalp temperature levels ranging from 34°C-52°C.

The mobile version adds theatre to services in an entirely convenient way.



## ROLLER BALL F - Wall Mounted

The wall-mounted option features a space-saving retracting arm mechanism.

Programmable presets, integrated cooling system low temperatures, compact & mobile.



## PROCESSORS

*As the world's first infrared processor, Roller Ball F continues to transform colour results and boost colour business for salons. Its unique rotating ring features an efficient carbon heater that accelerates processing time without detriment to the structure of hair, whilst simultaneously enhancing the customer experience.*



# ROLLER BALL F

## ROLLER BALL F

The world's most transformative processing technology that redefines colour expectations and actively increases the value of your colour business.

Fulfil the wish of every client for more vibrant, intense and enduring colour.



- A / Available in 4 colours
- B / Wall-mounted version with space-saving retractable arm
- C / Rotating infrared ring
- D / Easy-wipe surfaces and control panel
- E / Mobile version available in 4 colours
- F / Client distance sensor
- G / Height adjustable with foot lock
- H / Polished chrome base
- I / Mobile version with smooth-running wheel-base and detachable power cord

## Fast processing time to accelerate your colour business



Easy-Wipe Surfaces and Control Panel



Rotating Heat Source Ensures Even Treatment



Infrared Sensor Maintains Scalp Temperature

# WORLD FIRSTS

*Transformative technology for hair that is revered worldwide for genuine results and a tangible effect on business.*



1  
/2

*Halve your  
processing time*

40°C

*Reaches this in  
just 2 minutes*

7X

*More  
vibrancy*

3-12

mins

*For perfect  
perming*

# PROCESSING INNOVATION

## ROLLER BALL F

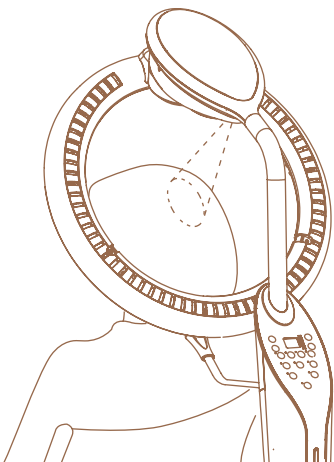
Roller Ball F is incredibly responsive. It reaches 40°C in about two minutes and halves the processing time of treatment chemicals.

Pre-programmable and adjustable settings give technicians real choice and complete control over the process. The infrared sensor maintains scalp temperature resulting in even results.

*Roller Ball F does not exceed the scalp temperature at which hair becomes damaged.*

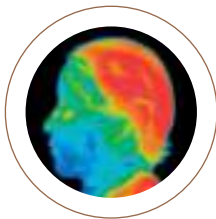
*The complete process achieves longer-lasting colour and perm results than alternative heat processors.*

*See our instructional video online:*

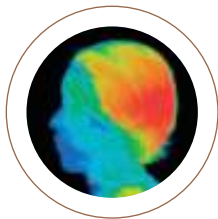


*The rotating heat elements work all the way around the head ensuring an even treatment for every client.*

*Pause the rotation at any time and activate selected zones of the heating element to focus processing on any one part of the head – for highlights, balayage or conditioning treatments this function is invaluable.*



*Using 3 heat zones:  
10 mins exposure*



*Using 2 heat zones:  
10 mins exposure*

# MIST PROCESSORS

*Our appetite for invention, innovation and technical perfection has yielded some of the world's most transformative technologies that restore, protect and preserve the integrity, health and vitality of hair.*



# SCIENCE-BASED INNOVATION

## MIST PROCESSORS

Spa Mist II and Micro Mist embody our quest for science-based innovation. Discover micro-fine mist technology that allows for the infusion of treatment ingredients, colour pigments and chemical processes for unsurpassed results without dilution or damage to the integrity of hair.

*Using innovative mist technology, the absence of 'steam' ensures heat damage is eliminated. By opening the cuticle layer at low temperatures, colour pigments, treatment ingredients and other chemical processes, such as perms, are infused deeper into the hair shaft without dilution. When sealed in via the cooling features, hair health is notably improved, more glossy and silky smooth; colour is more vibrant and lasting and chemical service outcomes are more durable and resilient.*



MICRO MIST



SPA MIST II

# SPA MIST

Combine SPA MIST II with YUME SHAMPOO SYSTEMS for a mist infused experience that enriches each service and yields enhanced treatment outcomes for shinier, healthier hair.



# COMPACT & MOBILE

## SPA MIST II

Mobile innovation that transforms treatment, colour and chemical service expectations. For seated or reclined clients.

**Features include:** Ultrasonic technology opens the cuticle layer at 40°C allowing for the deep penetration of treatments, hair colour and other chemical service ingredients as its cool shot feature locks the cuticle and seals the ingredients in.

**The result:** Visibly enhanced shine, colour vibrancy and more enduring outcomes.




- A/ 6 programmable presets and manual control
- B/ Integrated water tank for multiple treatments
- C/ Smooth running wheel-base
- D/ Drain tank
- E/ Flexible extendable hose

# SPA MIST II

## TECHNOLOGY & INNOVATION

Add the power of technology to TRANSFORM CLIENT EXPECTATIONS and accelerate your business. Convenient, compact, mobile processors that fit seamlessly into any salon situation.



Spa Mist II uses a soft, microscopic mist that penetrates the scalp and hair. Used with treatments such as Head Spa, Colouring, Perm or all round feel-good hair care the Spa Mist II helps you care for hair so clients leave looking and feeling beautiful. An ultrasonic transducer vibrating at 1.6 million times a second generates a fine mist of microscopic water particles. The temperature and quantity of the mist can be freely controlled and used for numerous hair treatments as well as colour processing and perms.

### Open Mist - Warmth Creates Comfort

The mist and warmth combine to relax the client.

Allows staff to create a more luxurious shampoo experience scalp treatment.

### Scalp Care

Open the pores to clean the scalp.

Through the mist moisturising and heating, pores open to free up keratotic plugs and debris.

With minimal burden to the scalp, debris and keratotic plugs are removed leaving the scalp cleansed.

### Hair Care

Penetrates deep into the hair for longer-lasting effect.

Opens the cuticle layers so that the treatment particles go deep into the hair.

Cooling closes the cuticle to keep the hair healthy.

### Colour - Even Colouring - Minimal Fading

The microscopic mist is sent into the cap where it circulates surrounding every hair strand with heat ensuring an even finish.

Cooling fixates the hair colour into the hair for longer-lasting results..

### Perm - Beautiful Curls, Shorter Time

Uniform heating gently promotes the softening process throughout the hair.

Creates beautiful curls in minimal time.

### Hand Care - Moist Soft Skin

Heated mist enhances the cleansing and moisturising of hands.

Brings added value to manicures and other hand care services.



#### With Open Mist

- > More shampoo lather is generated and the stylists hands slide easily
- > The client gets a warm comfortable feeling right up to behind the ears



#### Without Open Mist

- > Hair gradually cools resulting in less lather, and also cold lather
- > The client feels cold

# CUSTOMISE

## SPA MIST II

Customise your Spa Mist II with a variety of options.



# MICRO MIST

A culmination of research, technical innovation and a deep scientific comprehension of hair that has produced the essential partner for technical service perfection.

# IMPROVED PROCESSING

## MICRO MIST

Deeper cuticle penetration of any treatment particles ensures better results; colour is more vibrant and enduring, and other chemical processes last longer with the help of mist.

**Features include:** Fully programmable and mobile, Micro Mist enhances chemical service outcomes by opening the cuticle layer at 40°C-50°C and re-sealing the cuticle to lock-in colour, treatments and chemical service products.

**The result:** Visibly enhanced shine, colour vibrancy and more enduring outcomes.





Salone Rubiera

## ACCESSORIES COLLECTION

# ACCESSORIES COLLECTION

## ASISTA II

Chair mounted convenience that serves every styling station. A stainless steel shelf and dryer holder that neatly folds away after use.

\*Not compatible with:  
Cadilla BW, Cadilla M, a1601M, a1601S



## STACK TROLLEY

A stackable trolley concept that serves every service purpose and neatly stows away.

Distinctively finished in chrome, Stack features two fold-away trays and a detachable walking handle.



## D-GALLEY TROLLEY

A multi-purpose trolley for every conceivable demand.

With a stylish brushed-steel finish, a deep-set drawer\* and shelves serve practical functions with an ingenious retractable shelf that serves as a holder for dryers, brushes and utility bowls. Also features mirror storage.

\*Deep set drawer and mirror are optional.



## HOT CABI WHITE

The ultimate companion for traditional shave services.

A highly efficient towel warmer with ultra-violet sterilisation, and removable basket and drain tray.



## MINI CABI WHITE

Compact towel warming unit.

It's everything you've come to expect from the Hot Cabi in a more compact format.



## MINI CABI STEEL

A towel warmer with added style and substance.

An uber-efficient towel warmer with a unique take on style. Efficiently warms towels with a removable basket and drain tray.



# ACCESSORIES COLLECTION

## ZEN TROLLEY

Your work station partner.

Seamlessly blends with Zen furniture for a thoroughly coordinated service approach. Select from two wood veneer options to suit your style.



WOOD  
OPTIONS



Natural Brown



White

## ZEN STOOL

Style and comfort.

Deliver supreme service coordination by customising from a black or silver wheel base and a variety of upholstery colours. Smooth casters and 360° rotation give stylists complete service control in style.



## D-STOOL ALUMI / CLEAR

The smooth running stylists' companion.

Work in style with a matt silver finished base and brushed aluminium or clear acrylic seat. Fully height adjustable and hydraulically sprung with smooth running transparent castors for pure comfort and agility, whilst ensuring hair does not get trapped in the wheels.



# ACCESSORIES COLLECTION

## M-STOOL

The ultimate tilting stool customised for backwash technicians.

Supremely stable and stylish, rest on the richly padded seat as hydraulic power eases you up or down into the perfect service position. The 8% backward or forward tilt movement gives unbridled access to the client, as the heavy base and four non-slip rubber feet combine to hold your position. Use the carry-handle or wheel to your next service.



## ESPOIR STOOL

Advanced functionality for backwash technicians.

Designed for the Yume Espoir, yet equally suited to all backwash services, its hydraulic sprung seat is highly padded for complete comfort. The 8% titling motion is stabilised via a heavy base with rubber feet to prevent unwanted movement.



## YUME STOOL

The pinnacle of advanced stool technology.

As the perfect accompaniment to the Yume series, its 360° multi-directional tilt meets every service requirement. Fully height adjustable with a hydraulically sprung padded ergonomic seat for supreme comfort with a heavyweight base and rubber feet that are reassuringly stable.



*Accessorise your  
styling chairs*

*Perfect with the  
Yume Series*



## LIBRO

A perfect companion for your client as they relax during treatment and hairdressing services, this stylish magazine holder with integrated service table can be height and angle adjusted to suit, with a magazine rack to offer a choice of reading material. With its convenient shelf for personal items, such as a mobile phone, LIBRO can be conveniently stacked when not in use.



# BASE OPTIONS

*The application of leading-edge base technology to perfect every service and enhance the working experience.*

# BASE OPTIONS

A range of hydraulic bases are available for our products and all offer a 360° lockable rotation. Contact us for more information to create your perfect combination.

**008H**  
White



**MTR2**  
Black



**MTR2**  
Silver



**MTR2**  
White



**Compatible with:** Legacy 95

**Compatible with:** Apollo 2 / Apollo 2 Elite / Apollo 2 Icon / GT Sportsman / Legacy 95

**SL-85B**  
Black



**SL-85C**  
Chrome



**Compatible with:** Dainty / GT Sportsman

**SP-RH2**  
Silver



**SP-RH2B**  
Black



**SP-RH2W**  
White



**Compatible with:** Apollo 2 / Apollo 2 Elite / Apollo 2 Icon

# BASE OPTIONS

A range of hydraulic bases are available for our products and all offer a 360° lockable rotation. Contact us for more information to create your perfect combination.

**SP-AC**  
Chrome



**SP-AD**  
Matt Silver



**SP-AJ**  
Metallic Brown



**Compatible with:** a1201 / a1202 / a1204 / a1205 / a1601S / a1601M / Adria II / Cadilla / Cadilla BW / Cadilla M / Choco / Eos / Harp

**SP-YA**  
Chrome



**SP-YAB**  
Black



**SP-YC**  
Matt Chrome  
(300mm Ram)



**SP-YE**  
Matt Silver (Chrome stem)



**Compatible with:** a1201 / a1202 / a1204 / a1205 / Adria II / Cadilla / Choco / Coff / Eos / Harp / Kū / Morb / Shiki

**Compatible with:** a1201 / a1202 / a1204 / a1205 / Adria II / Cadilla / Choco / Eos / Harp / Kū / Shiki

**Compatible with:** a1601S / a1601M\* / a1201 / a1202 / a1204 / a1205 / Cadilla / Choco / Harp / Kū / Shiki

**Compatible with:** a1601S\* / a1601M\* / a1201 / a1202 / a1204 / a1205 / Adria II / Cadilla / Choco / Coff / Eos / Harp / Kū / Morb / Shiki

**SP-YEB**  
Black



**SP-YEBC**  
Black (Chrome stem)



**SP-YFL**  
Matt Silver (Chrome stem)  
(370mm Ram)



**SP-YH**  
Chrome



**Compatible with:** a1601S\* / a1601M\* / a1201 / a1202 / a1204 / a1205 / Adria II / Cadilla / Choco / Eos / Harp / Kū / Shiki

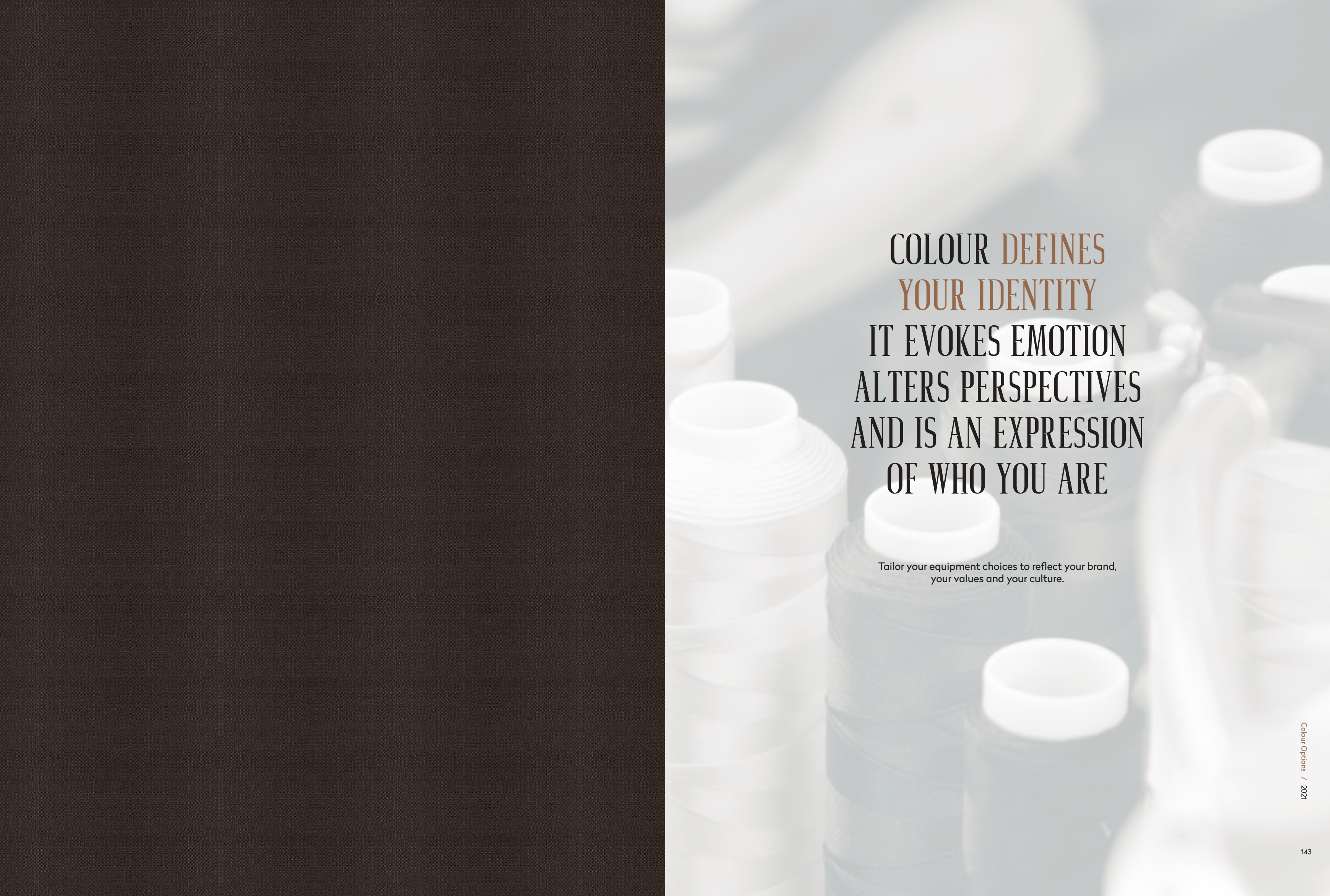
**Compatible with:** a1601S\* / a1601M\* / a1201 / a1202 / a1204 / a1205 / Adria II / Cadilla / Choco / Eos / Harp / Kū / Shiki

**Compatible with:** a1201 / a1202 / a1204 / a1205 / Adria II / Cadilla / Choco / Coff / Harp / Kū / Morb / Shiki

**Compatible with:** a1201 / a1202 / a1204 / a1205 / Adria II / Cadilla / Choco / Eos / Harp / Kū / Shiki

# COLOUR OPTIONS

\* 300mm is applied



COLOUR DEFINES  
YOUR IDENTITY  
IT EVOKES EMOTION  
ALTERS PERSPECTIVES  
AND IS AN EXPRESSION  
OF WHO YOU ARE

Tailor your equipment choices to reflect your brand,  
your values and your culture.

# UPHOLSTERY & CUSTOMISING

STANDARD RANGE

Our specification at no additional cost

/

ALTERNATIVE RANGE

Alternative choice at no additional cost


/

SPECIAL OPTION RANGE

Available at additional cost


## CN - Contrast Piping Options

**Contrast Piping** is available in any colour of your choice from our upholstery range (excluding PL).  
Our standard/stock contrast piping is CN31. Apollo Elite gloss or matt black piping is NL1 whilst Apollo Elite white piping is NL5.



## ES

**Standard Range:** Inova Ex / Legend / Coff / Morb / RS Axis / RS Primo **Alternative Range:** Choco / Harp  
**Special Option Range:** a1201 / a1202 / a1204 / a1205 / a1601M / a1601S



## NH

**Alternative Range:** Choco / GT Sportsman / Harp / Kū & Kū Waiting / Shiki & Shiki Waiting / Zen Stool




## NL

**Standard Range:** Apollo 2 / Apollo 2 Elite / Apollo 2 Icon / Cadilla / Cadilla BW / Cadilla M / Dainty / GT Sportsman / Legacy 95 / RS Prime  
**Alternative Range:** Choco / Harp / Kū & Kū Waiting / Shiki & Shiki Waiting / Yume / Yume DX / Yume Espoir ESL / Zen Stool  
**Special Option Range:** a1201 / a1202 / a1204 / a1205 / a1601M / a1601S



PL

Standard Range: Adria II / Eos / RS Adria II



**STANDARD RANGE** / **ALTERNATIVE RANGE** / **SPECIAL OPTION RANGE**  
Our specification at no additional cost / Additional choice at no additional cost / Available at additional cost

**Note**  
Several upholstered items are stocked in the UK in select colours. Availability of these items is by quotation.

SH

Standard Range: Maxim / RS Elite / RS Primo / Yume Espoir ESL / Yume / Yume DX  
Special Option Range: Apollo 2 / Apollo 2 / Elite / Apollo 2 Icon



VT

Standard Range: a1201 / a1202 / a1204 / a1205 / a1601M / a1601S / Kū & Kū Waiting / Choco / Harp / Shiki & Shiki Waiting / Zen Stool  
Alternative Range: Apollo 2 / Apollo 2 Elite / Apollo 2 Icon / Cadilla / Cadilla BW / Cadilla M / Dainty / GT Sportsman





# OUR STORY

CELEBRATING 100 YEARS

## A CENTURY OF INNOVATION

In a Century dedicated to the advancement of hairdressing, barbering and beauty that is defined and motivated by innovation, invention and the development of cutting-edge design and manufacturing, the Takara Belmont of today is the result of seeds sown in Osaka, Japan in 1921. The technology, facilities and infrastructure may not have been available then to do what can be done today, but the vision, ambition, dedication and attention to detail were.

From the outset, Takara Belmont embarked on a voyage to define global salon experiences through innovative furniture and equipment design. It set upon a mission to create and apply new and ground breaking technologies that would elevate both the customer and stylist experience. And, it set out its intention to be the world's best - by setting benchmark standards of quality, design, functionality, performance and durability that would make, and leave, an

indelible impression on the global salon market - by shaping its future as well as defining the present.

As part of this plan, Takara Belmont would expand into international markets. It would also extend its expertise into the heart of the market through a combination of customer service principles and salon design, by building a brand and a product range around the needs, and the anticipated future demands and expectations, of salon professionals and their customers.

By drawing on international fashion and design, cultural nuances and global trends, it would perfect the art of salon design from aesthetic, atmospheric impressions to space optimisation, service range and performance, and commercial maximisation for the salon and barbershop business. It has succeeded in all of these things.





*Attention to detail and uncompromising precision have been guiding principles in our product design and manufacture from the outset.*

**FROM HUMBLE BEGINNINGS TO WORLD-CLASS**

From humble beginnings a bold vision emerged. Fast forward to 2021 and every ambition has been accomplished, as Takara Belmont continues to move into the future with just as much vision and ambition. The company has created some of the world's most iconic and enduring furniture and equipment designs, such as the Apollo 2 grooming chair series and the Adria II styling chair. It has developed and introduced ground-breaking technologies that have transformed hair care, treatments, chemical processes and colour with innovations like the Roller Ball F and Spa Mist II processors. It has redefined customer experiences by fusing technology and functionality with sublime luxury in the form of the Yume Series, the Legend and Maxim. It has achieved an international presence in over 100 countries and created the world's most advanced manufacturing

facilities. Furthermore, it has cultivated a service-first philosophy and product portfolio that hairdressing salons and barbershops worldwide depend on to support their business.

From high street to high-end luxury, from everyday salons and barbershops to the extraordinary, and from the unsung heroes to industry icons such as Trevor Sorbie and Daniel Galvin, Takara Belmont has shaped British and International hairdressing, barbering and beauty unlike any other equipment brand. Its ability to create products of distinction and enduring design, unrivalled performance and global appeal is unmatched, and the journey continues into the 21st Century as the company looks to build on its heritage and focus on the innovations of tomorrow.

1921 — 2021



then...



...and now



## INNOVATION TIMELINE

In a Century of innovation, Takara Belmont has created some of the world's most iconic and technologically advanced equipment, and designed some of the most awe-inspiring salons. Here are a few notable milestones in our company's history.

# 1921

1921 / Takara Chuzo Ltd is established casting metals

# 1930

1932 / Production of barber chairs begins

# 1950



1950 / Manual hydraulic barber chair developed  
1956 / Takara establishes in New York  
1959 / Takara launches in London  
1962 / World's first motorised chair is developed  
1963 / The world's first foldaway basin is developed



# 1970



1970 / The predecessor of the Adria is designed  
1980 / The model 701N is designed by Pierre Cardin  
1989 / The Roller Ball infrared processor is introduced

# 2000

2000 / RS Rear Shampoo and RS Swing launch  
2003 / Micro Mist is introduced  
2004 / TWBC held



# 1990

1990 / Automated Aqua Vibro is introduced  
1990 / Oasis mobile backwash is developed  
1999 / Takara World Beauty & Barber Congress (TWBC) is held



# 2010

2008 / Yume innovation and Yume  
2008 / Spa Mist processor launches  
2009 / TWBC held



# 2020

2017 / Zen  
2017 / Legend  
2018 / Vintage Alt  
2021 / Morb  
2021 / Coff





# INDEX

SERIES:		D-GALLEY TROLLEY	137	SHIKI	78
ACCESSORY COLLECTION	136	D-STOOL ALUMI	138	SHIKI WAITING	78
ADRIA SERIES	50	D-STOOL CLEAR	138	SPA MIST II	130
ARCADIA SERIES	56	DAINTY	23	SPITFIRE MIRROR	119
BACKWASH UNITS	81	DION MIRROR	114	STACK TROLLEY	137
BARBER COLLECTION	14	DION SHELF	114	YUME	101
BARBER FURNITURE	114	EOS	57	YUME DX	103
D-SERIES	60	ESPOIR STOOL	139	YUME ESPOIR ESL	98
FURNITURE	110	GRANDEUR MIRROR	119	YUME OASIS	106
MOTORISED CHAIRS	26	GT SPORTSMAN	22	YUME STOOL	139
PROCESSORS	120	HARP	66	ZEN MIRROR	118
STYLING COLLECTION	52	HOT CABI	137	ZEN STOOL	138
STYLING FURNITURE	116	INOVA EX	30	ZEN TROLLEY	138
VINTAGE ALT SERIES	70	KÛ	77		
YUME SERIES	94	KÛ WAITING	77		
ZEN SERIES	76	LEGACY 95	25		
		LEGEND	34		
CHAIR MODELS:		LIBRO	138		
A1201	71	M-STOOL	139		
A1202	71	MAJOLICA PORTO	91		
A1204	73	MAXIM	38		
A1205	73	MICRO MIST	134		
A1601M	74	MINI CABI STEEL	137		
A1601S	74	MINI CABI WHITE	137		
ADRIA II	53	MORB	69		
ALVIS DIO	117	OLDIE MIRROR	119		
APOLLO 2	16	PANDORA	117		
APOLLO 2 ELITE	17	RHEA	118		
APOLLO 2 ICON	18	ROLLER BALL F	122		
ASISTA II	137	RS ADRIA II	85		
CADILLA	61	RS AXIS	89		
CADILLA BW	61	RS ELITE	86		
CADILLA M	62	RS PRIME	86		
CASSIA	118	RS PRIMO	89		
CHOCO	66	RS SWING	90		
COFF	69	SALON CONSOLE	92		

# WARRANTY

## STANDARD LIMITED WARRANTY POLICY

All Takara Belmont products are guaranteed against mechanical, electrical and workmanship faults, under normal working conditions, for a period of three years from date of delivery. Labour is covered for the first 12 months of the three year period.

This guarantee shall become null and void if the damage and its consequences are due to improper manipulation of the product, or modifications to the product are carried out by persons not authorised by Takara Belmont (UK) Ltd.



Visit our fully-equipped showrooms for your viewing pleasure and to experience our world-class equipment. Our full range is on show and our friendly, knowledgeable team are always available for demonstrations.

Showroom viewings are available by appointment only.

[takarahairdressing.co.uk](http://takarahairdressing.co.uk)

## UNITED KINGDOM SALES

+44 (0) 20 7515 0333  
[hairdressing@takara.co.uk](mailto:hairdressing@takara.co.uk)

Takara Belmont (UK) Ltd.  
Belmont House,  
1 Saint Andrews Way,  
Bow, London E3 3PA

LONDON / MANCHESTER / FRANKFURT / SCANDIANO / PARIS

